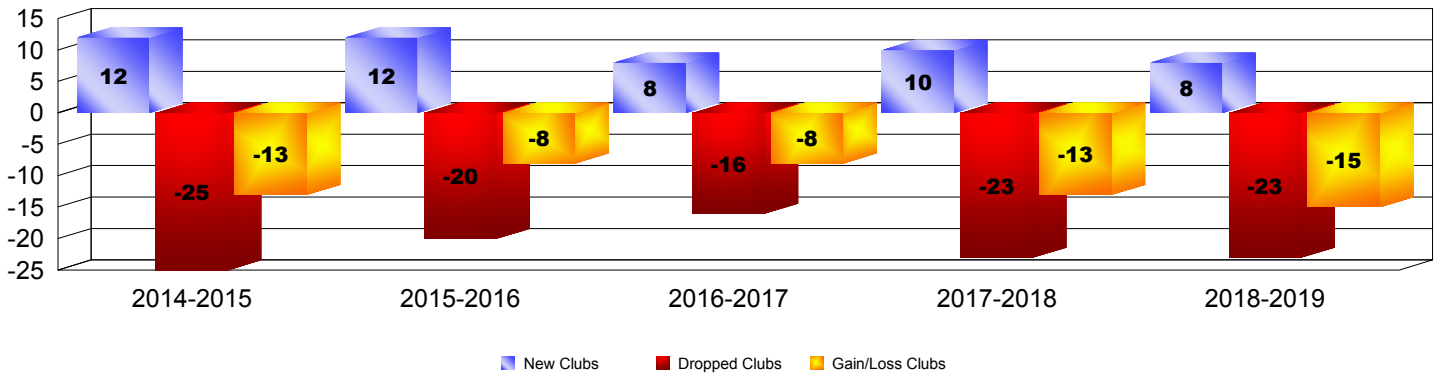
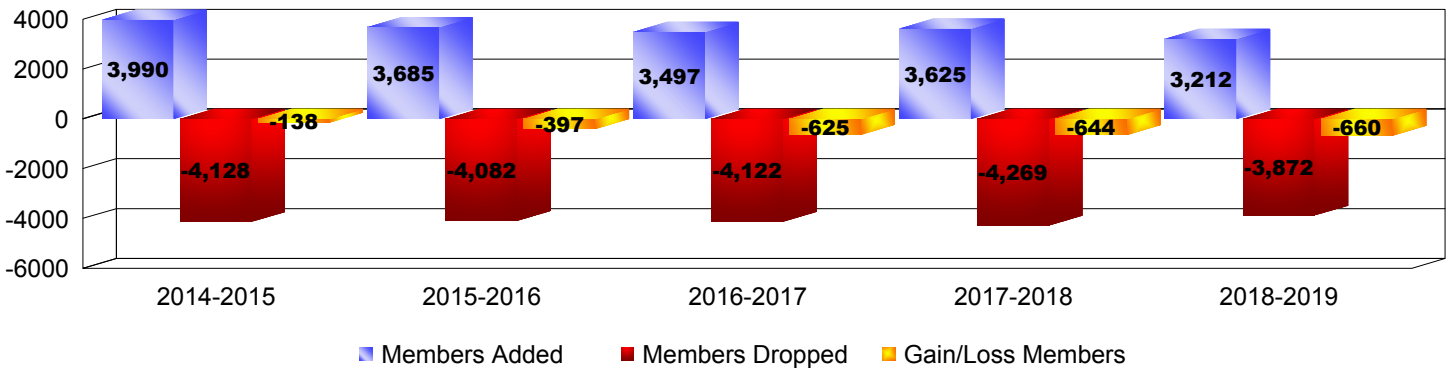


Year	New Clubs	Dropped Clubs	Gain/Loss Clubs	New Members	Charter Members	Reinstate Members	Transfer Members	Total Member Added	Total Members Dropped	Gain/Loss Members
2014-2015	12	-25	-13	3140	359	92	399	3990	-4128	-138
2015-2016	12	-20	-8	2817	420	141	307	3685	-4082	-397
2016-2017	8	-16	-8	2764	282	104	347	3497	-4122	-625
2017-2018	10	-23	-13	2810	328	123	364	3625	-4269	-644
2018-2019	8	-23	-15	2494	247	119	352	3212	-3872	-660
Average	10	-21	-11	2805	327	116	354	3602	-4095	-493

Clubs




Members



Membership Composition

June 2019 Cumulative



Gender Comparison

June 2019 Cumulative

